



Siberian Branch of Russian Academy of Science
BUDKER INSTITUTE OF NUCLEAR PHYSICS

A.81
1999


A.V. Arzhannikov, V.T. Astrelin, A.V. Burdakov,
V.S. Koidan, K.I. Mekler, P.I. Melnikov,
S.V. Polosatkin, V.V. Postupaev,
A.F. Rovenskikh, S.L. Sinitsky

ENERGY TRANSFER FROM ELECTRON BEAM
TO DENSE PLASMA CLOUD
AT THE GOL-3-II FACILITY

Budker INP 98-72

<http://www.inp.nsk.su/publications>

БИБЛИОТЕКА
Института ядерной
Физики СО РАН СССР
ИНВ. № *224*



Novosibirsk

1998

V

Energy Transfer from Electron Beam to Dense Plasma Cloud at the GOL-3-II Facility

A.V.Arzhannikov, V.T.Astrelin, A.V.Burdakov, V.S.Koidan, K.I.Mekler,
P.I.Melnikov, S.V.Polosatkin, V.V.Postupaev, A.F.Rovenskiikh, S.L.Sinitsky

Budker Institute of Nuclear Physics SB RAS
630090 Novosibirsk, Russia

Abstract

Recent results on beam-plasma interaction experiments and dense plasma heating at GOL-3-II facility are presented. GOL-3-II facility is an open trap with 12m-long plasma column in 5 T magnetic field. Section with magnetic pit was mounted near the entrance of solenoid. 0.2 MJ beam of 1 MeV electrons is injected into plasma through the input mirror. Initial density in these experiments is nonuniform along the system. A bunch of 10^{16} - 10^{17} cm⁻³ plasma with 1-5 m length near the entrance is created, the remaining part of plasma column has uniform density of 10^{15} cm⁻³.

Primarily electron beam heats directly this uniform plasma due to two-stream instability. Energy distribution of plasma electrons is formed due to turbulent fields excited in a plasma by the beam. Abnormally high (compared to the classical) electron collision frequency caused by the same fields leads to decrease in the plasma thermal conductivity, and hence increases the temperature and lifetime of electrons. Hot electrons of the plasma heat dense bunch by binary collisions. In case of bunch density $\sim 10^{16}$ cm⁻³ the electron temperature of the bunch is 0.3-0.5 keV, and the ion temperature increases up to 0.1-0.2 keV. Existing gradients of the temperature and density result in a set of pressure waves which are observed in the experiments.

This paper was reported at 1998 International Congress on Plasma Physics combined with 25th EPS Conference on Controlled Fusion and Plasma Physics (Praha, Czech Republic, June 29 - July 3, 1998).

Activity at the GOL-3-II facility is mainly directed to production of hot dense (10^{15} - 10^{17} cm⁻³) plasma in long open trap in order to study then multi-mirror and "wall" confinement of such a plasma [1]. The plasma in GOL-3-II facility has 6 cm diameter and 12 m length. Plasma density can be varied in 10^{14} - 10^{17} cm⁻³ range and can be as of uniform distribution along the device length and nonuniform one. The longitudinal magnetic field is up to 4.5 T in regular section of a solenoid and 9 T in its end mirrors. Configuration of the magnetic field can be varied at the facility.

At the beam injection into the plasma a two-stream instability is developed resulting in the beam energy loss and in heating of plasma electrons. In described experiments energy content of the injected beam was up to 200 kJ (1 MeV, 30 kA, 8 μ s). Total energy loss of the beam passed through 12-m-long plasma column with density of $(1,2) \cdot 10^{15}$ cm⁻³ achieves 30-40%. Feature of the beam relaxation under conditions of the GOL-3-II device is that output spectrum of the beam is quite unique for beam-plasma systems. In contrast to earlier obtained spectra (see [2]), output beam spectrum at the GOL-3-II is observed to have substantially stronger spreading. Actually, after beam-plasma collective interaction there is no beam on the device exit but there is a flux of electrons with a decreasing spectrum to high energies.

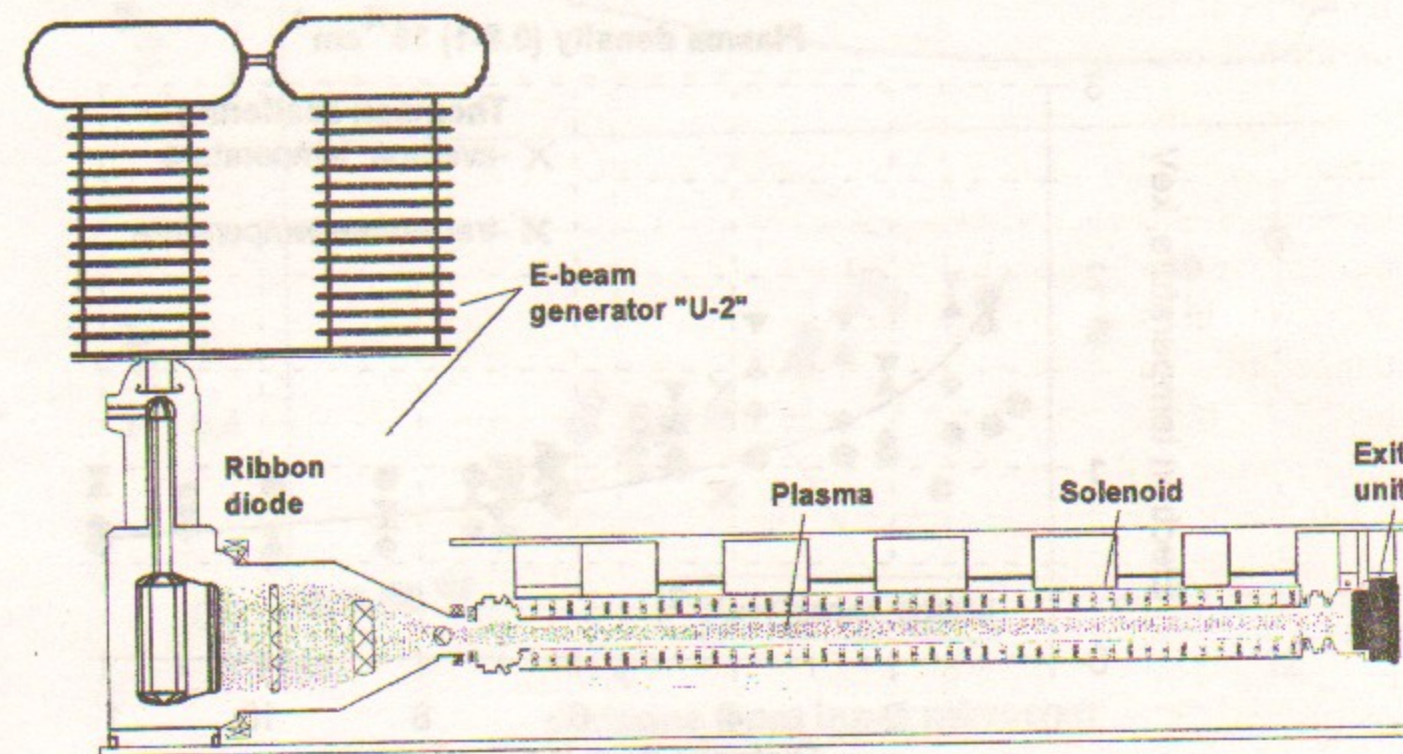


Fig.1. Layout of GOL-3-II device.

Two effects are important for plasma heating by an electron beam. First effect is transformation of the beam energy into heating of plasma electrons due to two-stream instability. Second one is sufficient increasing of effective collision rate because of excitation of a microturbulence in the plasma [2]. At the GOL-3-II conditions the last effect leads to suppression of longitudinal thermal conductivity by factor of 100-1000 [3]. As a result, electron temperature can reach 1.5-2 keV at optimal conditions.

Distribution of electron temperature over length of the plasma column estimated from diamagnetic measurements is presented at Fig.2. There are points of T_e measured by Thomson scattering. This distribution shows typical relaxation length of the beam. In this case, the electron distribution function is formed by turbulent fields and non-classical transport and it is of non-Maxwellian type. This fact was measured by Thomson scattering technique.

A system of Thomson scattering of the second harmonic of the Nd laser light was used to find the energy distribution of plasma electrons. Pulse of laser light (15 J, 10 ns) was focused onto the axis of plasma column at a distance of 4 m from the beam input into the plasma. Finding the electron distribution function over velocities corresponding to energies ranging from 0.5 to 5 keV

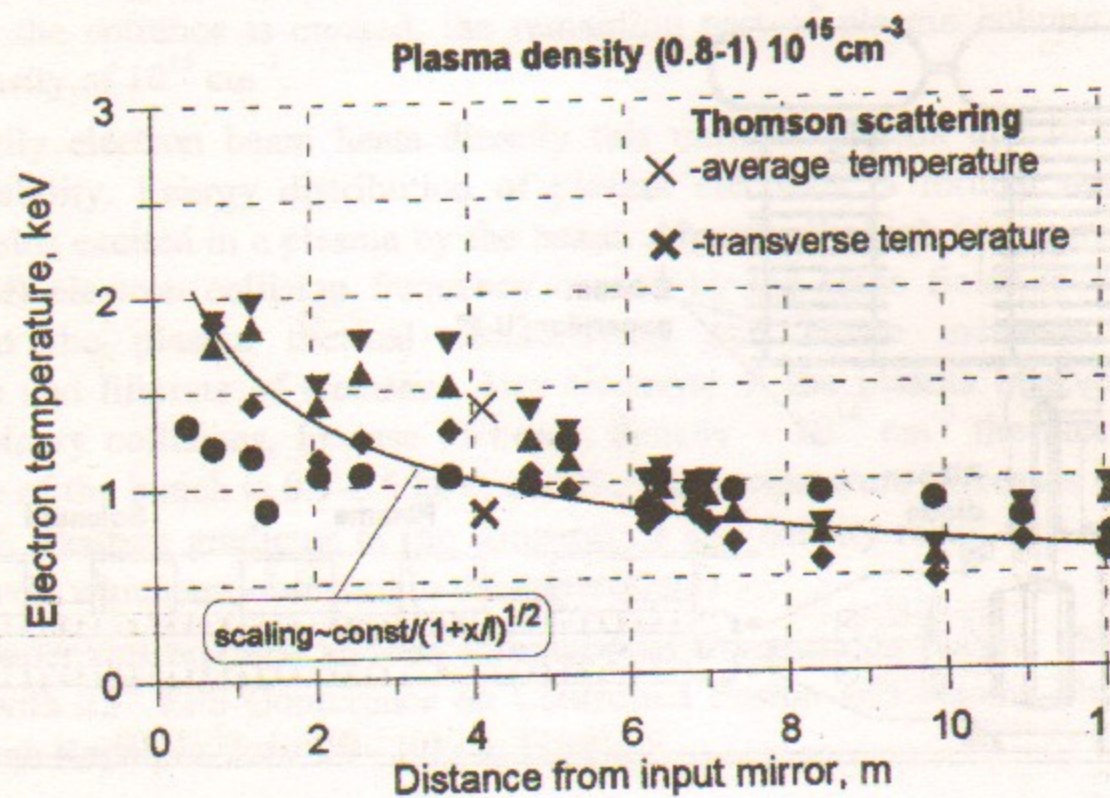


Fig.2. Distribution of electron temperature over length of plasma column.

was made by the analysis of spectrum of radiation scattered at an angle 8° simultaneously in three fixed directions: along the beam transportation, in opposite direction, and perpendicular to the beam axis. In addition, low energy fraction (below 500 eV) of electron distribution function was detected by 90° scattering system. In the cases when detected spectra do not correspond to Maxwellian distribution, terms "transverse" T_\perp and "longitudinal" T_\parallel temperatures mean double value of the average energy of electron motion in the selected direction that for the Maxwellian distribution corresponds to standard definition of temperature. In the experiments evolution of electron distribution function was studied at varied plasma density and fixed beam energy content of 170 ± 10 kJ.

At the plasma density of $1 \cdot 10^{15} \text{ cm}^{-3}$ measured transverse temperature T_\perp was 0.9 ± 0.2 keV (Fig.2). At the same time, longitudinal temperature of plasma electrons following the beam propagation was found to be 2.9 ± 0.6 keV and for electrons moving in opposite direction it was 1.7 ± 0.4 keV. Thus, temperature of electrons co-directed with the beam turns to be 4 times higher than the transversal one.

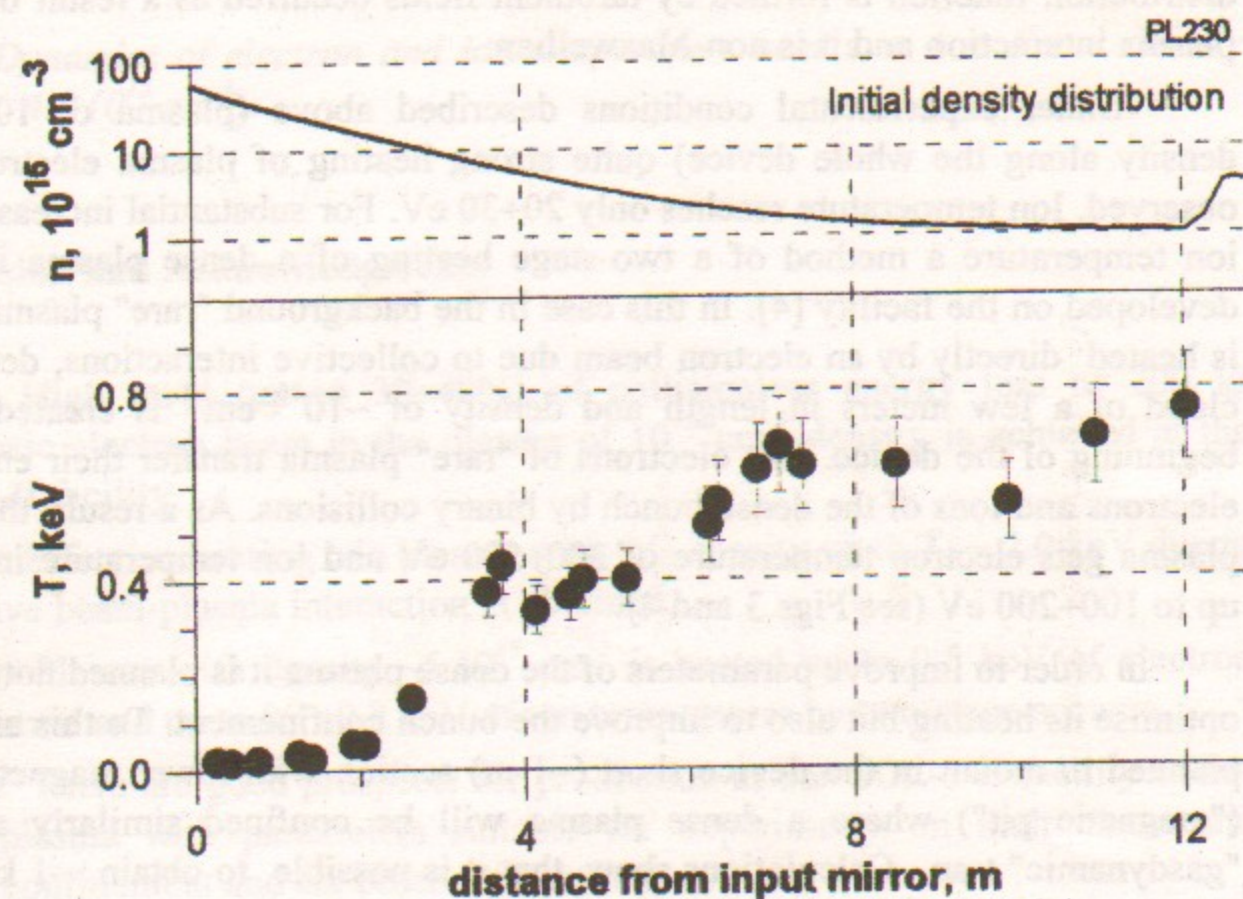


Fig.3. Electron temperature along the plasma column according to diamagnetic data.

With increase in density of the plasma its pressure nT_{\perp} remains to be about the same at variation of plasma density within $(1\pm 5)\cdot 10^{15} \text{ cm}^{-3}$. The longitudinal temperature drops faster than the transverse one. As a result, at $2.5\cdot 10^{15} \text{ cm}^{-3}$ density both temperatures equal approximately to 0.5 keV and electron distribution function becomes Maxwellian. With further increase in density up to $6\cdot 10^{15} \text{ cm}^{-3}$ the electron distribution function remains to be Maxwellian and electron temperature decreases inversely to the density. Presence of density threshold in the dependence of electron distribution function on plasma density is natural considering influence of binary Coulomb collisions. Under these conditions, electron temperature is inversely proportional on density ($T \propto 1/n$). Then, the classical mean free path of electrons determined in terms of density and temperature as $\lambda \propto T^2/n$ becomes strongly dependent on plasma density $\lambda \propto 1/n^3$. If one takes into account that at lower density mean longitudinal energy grows even faster, the free path length depends in this region even stronger on density. Free path length of the plasma electrons becomes comparable with longitudinal size of the magnetic trap at $n \approx 2.5\cdot 10^{15} \text{ cm}^{-3}$ and at $n \approx 1.5\cdot 10^{15} \text{ cm}^{-3}$ it is already much larger than the device length. In this case, the electron distribution function is formed by turbulent fields occurred as a result of beam-plasma interaction and it is non-Maxwellian.

Under experimental conditions described above (plasma of 10^{15} cm^{-3} density along the whole device) quite strong heating of plasma electrons was observed. Ion temperature reaches only 20÷30 eV. For substantial increase of the ion temperature a method of a two-stage heating of a dense plasma is being developed on the facility [4]. In this case in the background "rare" plasma which is heated directly by an electron beam due to collective interactions, deuterium cloud of a few meters in length and density of $\sim 10^{16} \text{ cm}^{-3}$ is created in the beginning of the device. Hot electrons of "rare" plasma transfer their energy to electrons and ions of the dense bunch by binary collisions. As a result, the dense plasma gets electron temperature of 300÷500 eV and ion temperature increases up to 100÷200 eV (see Figs.3 and 4).

In order to improve parameters of the dense plasma it is planned not only to optimise its heating but also to improve the bunch confinement. To this aim, it is planned to mount in the device short ($\sim 1 \text{ m}$) section with lower magnetic field ("magnetic pit") where a dense plasma will be confined similarly as in a "gasdynamic" trap. Calculations show that it is possible to obtain $\sim 1 \text{ keV}$ and $\beta \geq 1$ plasma. This gives possibility to start experiments on multimirror and "wall" confinement of hot dense plasma.

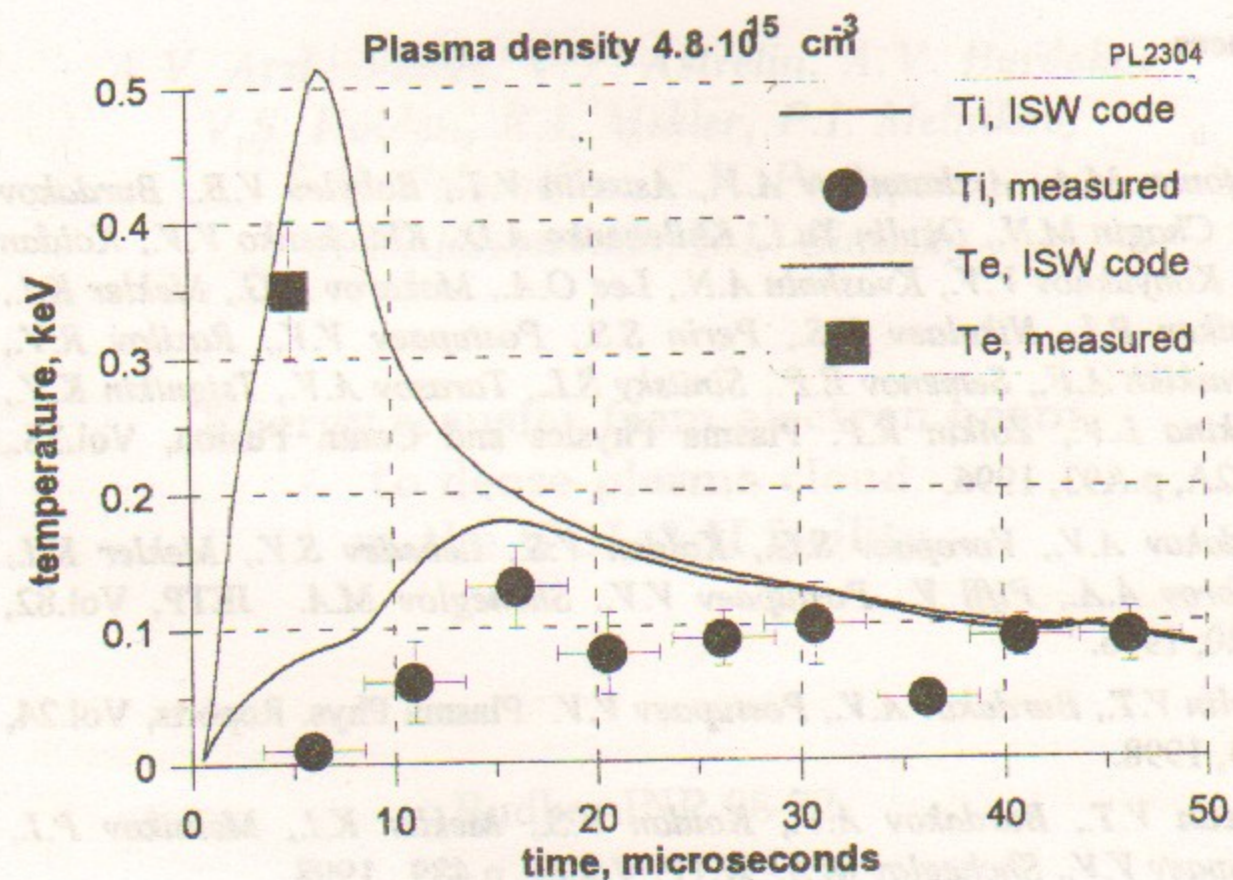


Fig.4. Dynamics of electron and ion temperature near $z = 4 \text{ m}$ (local density $4.8 \cdot 10^{15} \text{ cm}^{-3}$).

Conclusion and Acknowledgments

- 1) High level (up to 30÷40%) of collisionless energy loss of 200 kJ relativistic electron beam in the plasma of 10^{15} cm^{-3} density is achieved at the GOL-3-II facility.
- 2) Effective heating of a plasma with this density up to $T_e \sim 2.0 \text{ keV}$ due to collective beam-plasma interaction is obtained.
- 3) Plasma with density $\sim 5\cdot 10^{15} \text{ cm}^{-3}$ is heated up to 0.5 keV of electron temperature and up to 0.1÷0.2 keV of ion temperature by two-stage scheme.
- 4) There are good prospects for production at the GOL-3-II facility of hot dense plasma with parameters suitable for experiments on multimirror and "wall" confinement and for other applications.

This work was carried out under financial support of Ministry of Science of Russia.

References

- [1] Agafonov M.A., Arzhannikov A.V., Astrelin V.T., Bobylev V.B., Burdakov A.V., Chagin M.N., Deulin Yu.I., Khilchenko A.D., Khilchenko V.V., Koidan V.S., Konyukhov V.V., Kvashnin A.N., Lee O.A., Makarov A.G., Mekler K.I., Melnikov P.I., Nikolaev V.S., Perin S.S., Postupaev V.V., Razilov R.V., Rovenskikh A.F., Semenov E.P., Sinitsky S.L., Tarasov A.V., Tsigutkin K.V., Yushkina L.V., Zotkin R.P. Plasma Physics and Contr. Fusion, Vol.38., No.12A, p.A93, 1996.
- [2] Burdakov A.V., Voropaev S.G., Koidan V.S., Lebedev S.V., Mekler K.I., Nikiforov A.A., Piffel V., Postupaev V.V., Shcheglov M.A. JETP, Vol.82, p.1120, 1996.
- [3] Astrelin V.T., Burdakov A.V., Postupaev V.V. Plasma Phys. Reports, Vol.24, p.414, 1998.
- [4] Astrelin V.T., Burdakov A.V., Koidan V.S., Mekler K.I., Melnikov P.I., Postupaev V.V., Shcheglov M.A. JETP, Vol.86, p.489, 1998.

*A.V. Arzhannikov, V.T. Astrelin, A.V. Burdakov,
V.S. Koidan, K.I. Mekler, P.I. Melnikov,
S.V. Polosatkin, V.V. Postupaev,
A.F. Rovenskikh, S.L. Sinitsky*

Energy transfer from electron beam to dense plasma cloud at the GOL-3-II facility

Budker INP 98-72

Ответственный за выпуск А.М. Кудрявцев
Работа поступила 4.10. 1998 г.

Сдано в набор 5.10.1998 г.

Подписано в печать 5.10.1998 г.

Формат бумаги 60×90 1/16 Объем 0.5 печ.л., 0.4 уч.-изд.л.

Тираж 170 экз. Бесплатно. Заказ № 72

Обработано на IBM PC и отпечатано на
ротапринте ИЯФ им. Г.И. Будкера СО РАН
Новосибирск, 630090, пр. академика Лаврентьева, 11.